



Midwest Prospect's Sioux Falls

Showcase

Results

June 7th, 2024

Everett Salonen

60 Yard Dash Times

7.53, 7.59

IF Velocity

69-71mph

OF Velocity

65-66mph

1B - Velocity

-

C - Velocity

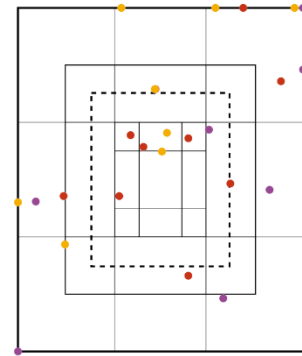
-

C- Pop Times

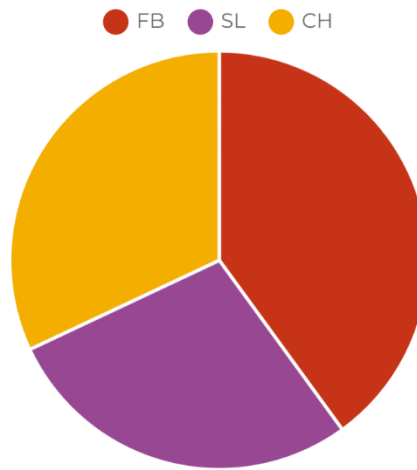
-

DATA

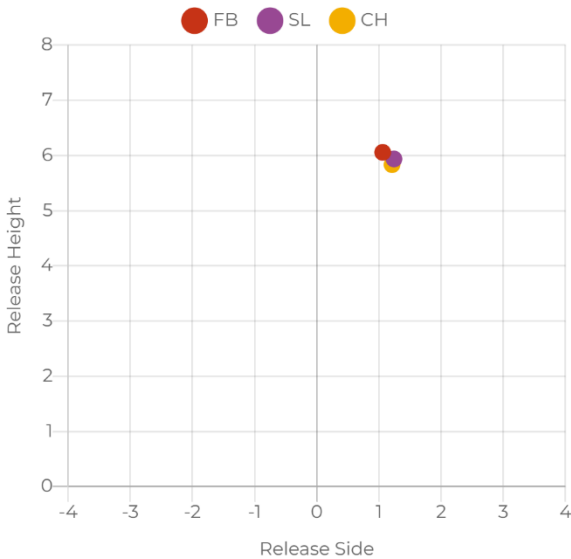
Pitch Type	Velo	Max. Velo	RPM	Max. RPM	V-Break	H-Break	Spin Eff.	Gyro Degree	Spin Dir.	Strike %	R. Angle	H. Angle	R. Height	R. Side
FB	80.3	82.6	2,057	2,193	15.7	15.5	99.2	6	01:22	60.0%	-1.1	-2.4	6.1	1.1
SL	74.1	76.9	1,828	1,964	3.8	3.2	36.5	69	01:20	14.3%	0.6	-0.9	5.9	1.2
CH	72.9	74.1	1,906	2,029	9.2	13.5	94.8	18	01:45	37.5%	1.3	-3.2	5.8	1.2



PITCH TYPE %



RELEASE AVERAGES



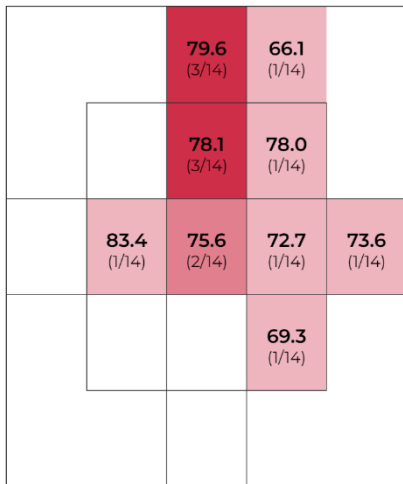
BREAK PLOT



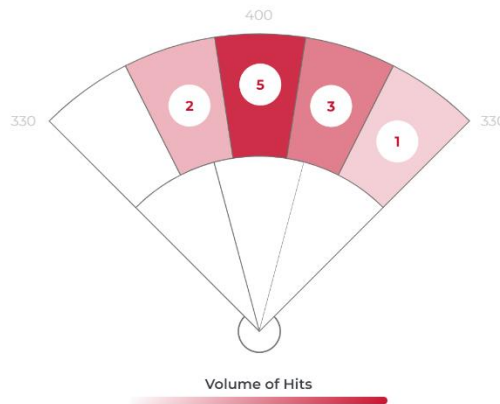
DATA

	Avg	Max	Hard Hit Avg		
Exit Velocity	76.2	88.5	82.2	Batting Avg.	0.786
Launch Angle	29.6	47.6	33.4	xwOBA	1.420
Direction	12.9°R	51.5°R	32.3°R	Slugging	4.000
Distance	219	324	267	Hard Hit %	50%
Spin Rate	2,397	3,506	2,617	Bombs %	35.7%
				Ropes %	14.3%

EXIT VELOCITY BY ZONE



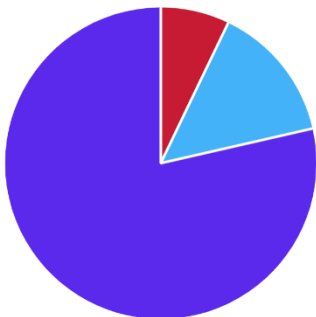
HIT VOLUME



Zone	Pull	Middle	Oppo
Volume of Hits	1/11	7/11	3/11
Avg. LA	37.0	36.0	29.0
Avg. EV	74.0	72.0	81.0
Avg. Spin	2,777	2,110	2,119
Avg. Distance	250	248	276

HIT CLASSIFICATION

● Low Line Drive ● High Line Drive ● Fly Ball



HIT OUTCOMES

● Homerun ● Foul Ball

